



2020 monitoring report on progress towards the SDGs in an EU context

Anton Steurer – Eurostat - the statistical office of the European Union
Unit E.2 – Environment statistics and accounts; sustainable development

Access Info Webinar 'Increasing Access to Open SDG Data', 23 June 2020

Outline

- **European Statistical System**
- EU SDG indicator set
- Assessment methodology
- EU SDG Monitoring Report 2020
 - Key findings and dissemination package



The European Statistical System (ESS)

A partnership of Eurostat, all National Statistical Institutes and other national authorities for the development, production and dissemination of European statistics



EUROPEAN
STATISTICAL
SYSTEM

How does this partnership work?

National
statistical
offices

- Data collection
(often based on EU legislation)

Eurostat

- Data consolidation and quality check
- Production of EU aggregates
- Dissemination and communication
- Leadership and coordination

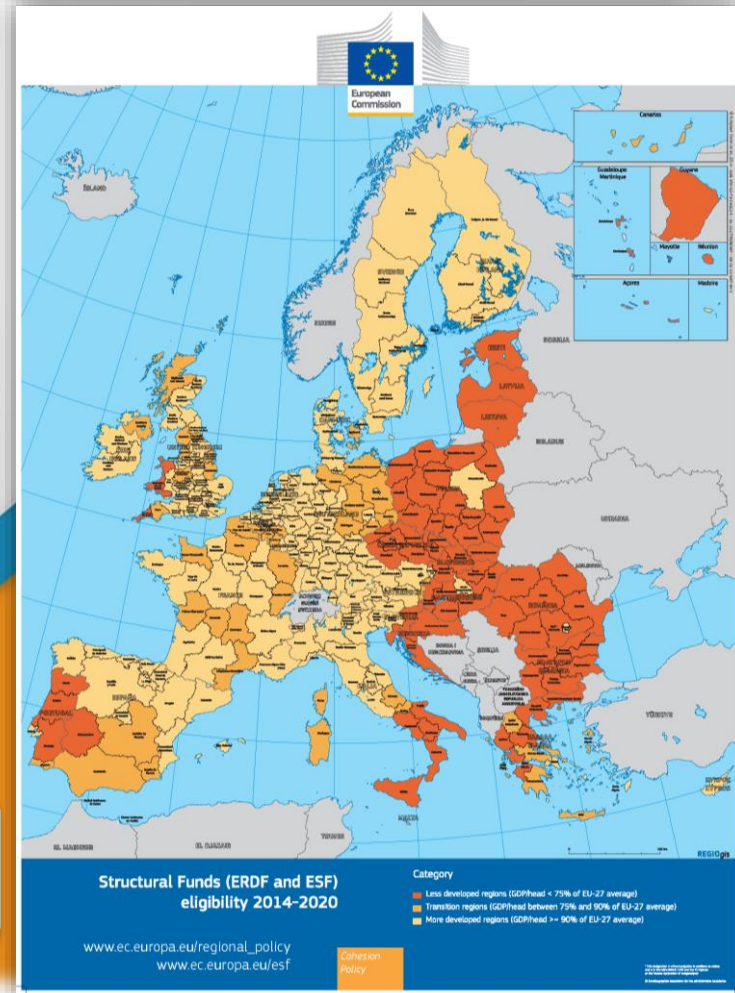
Importance of comparable statistics

EU decision-making, for example:

Eligibility of EU regions for
Structural Funds

Monitoring the EMU
and Stability and
Growth Pact

Own resources/
MS contribution to the EU budget

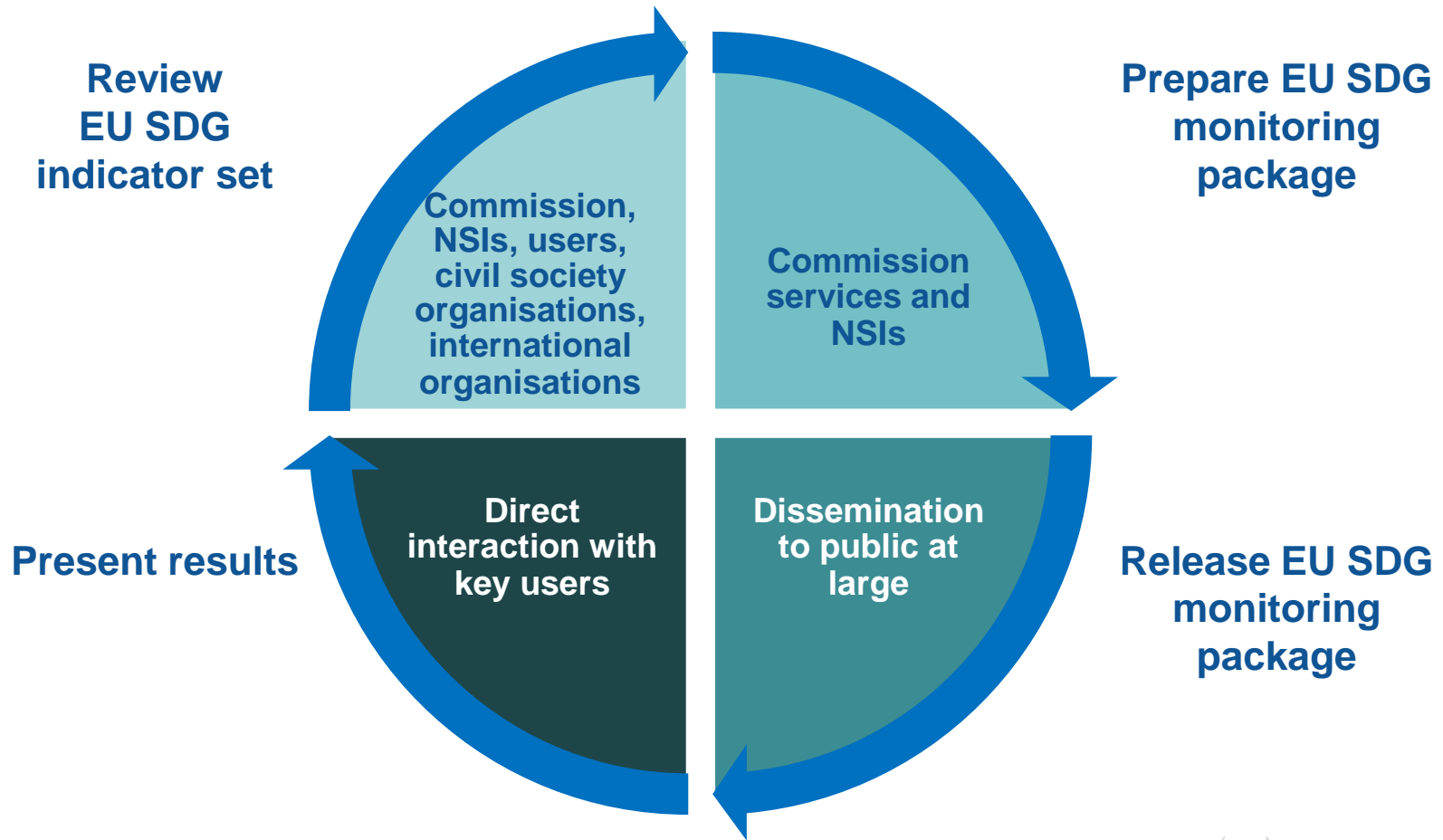


Outline





- The European statistical system
- **EU SDG indicator set**
- Assessment methodology
- EU SDG Monitoring Report 2020
 - Key findings and dissemination package

EU SDG annual monitoring cycle: key phases & main actors (in addition to Eurostat)



Different levels of SDG monitoring

Level	Reference to be monitored	Main actors	Indicator set
Global (UN)	Agenda 2030's 17 goals and 169 targets	UN Statistical Commission, IAEG-SDGs, Custodian agencies	Global list of 231 indicators. Includes unavailable indicators
UN region (UNECE)	Selection based on relevance for the region and data availability	UNECE, data sourced from the Global SDG indicators database	73 indicators from the global list
 EU	SDGs in an EU context - focus on EU policies, COM(2016) 739 final	Eurostat, other Commission services, National statistical offices	EU SDG indicator set. based on existing indicators 
National	National SD strategies, implementation of Agenda 2030 in national policies	National statistical offices and other national agencies	National SD indicator sets (exist in some countries, are being developed in others)
Thematic	Individual SDGs or specific topics	Thematic institutions (e.g. UN thematic agencies)	More detailed indicator sets
Other	Alternative monitoring	NGOs, think tanks, other (e.g. OECD, Bertelsmann Stiftung)	Global or ad hoc indicators, different and ad hoc methodologies

UN and EU SDG indicator sets comparison



UN SDG indicators (as of April 2020)	EU SDGs indicators (2020 set)
Structured along 169 targets	Structured along 17 goals
231 indicators	100 indicators; 65 aligned with UN SDG indicators
Only 50% (115 indicators) "ready to use" (tier I)	100% "ready to use"
12 multipurpose indicators	36 multipurpose indicators
Comprehensive reviews in 2020 and 2025	Reviewed annually

EU SDG indicator set



- Indicators chosen for their policy relevance and statistical quality
 - *strong links with EU policies & in line with European Statistics Code of practice*
- Result of a broad consultative process
 - *including: Member States (via national statistical offices - NSIs), EU Council Committees (EMCO, SPC, EFC), users, academia and civil society, international organisations (FAO, UNEP, ...)*
- Favourable opinion of the European Statistical System Committee on 18 May 2017
- Annual reviews
 - *to enhance relevance and statistical quality while ensuring comparability between monitoring rounds*

EU SDG indicator set 2020: main characteristics

- **100 different indicators**
 - relevant in an EU context
 - ready to use for monitoring progress
 - evenly distributed across the 17 SDGs
- **36 multipurpose indicators** (i.e. used for more than 1 SDG), reinforcing links between goals and narrative of reporting
- **90 indicators updated annually**
- **63 indicators from official statistics, 37** from other sources
- **65 aligned with UN SDG indicators**

In addition, **11** indicators 'on hold' – ongoing work for possible future inclusion in EU SDG set

Outline

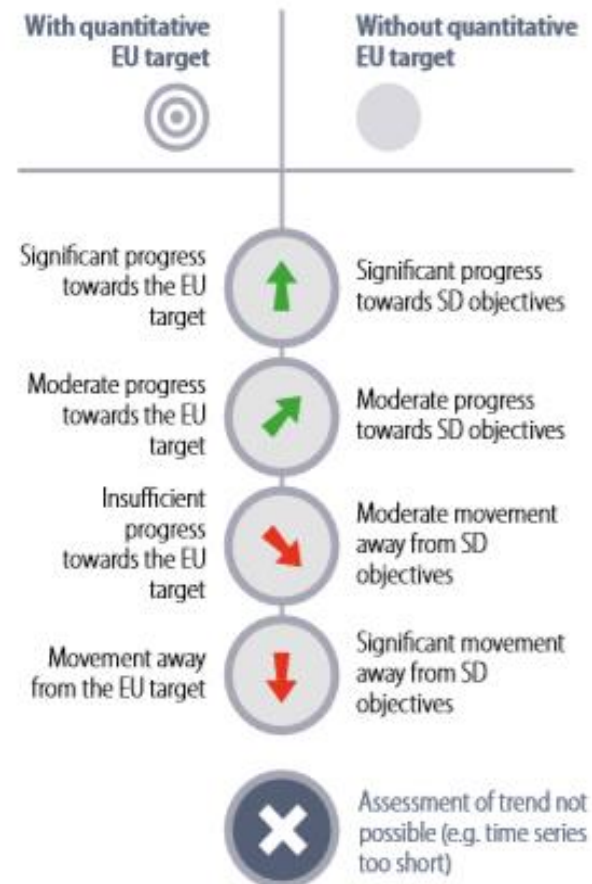


- The European statistical system
- EU SDG indicator set
- **Assessment methodology**
- EU SDG Monitoring Report 2020
 - Key findings and dissemination package

Trend assessment: indicators

Assessment of individual indicator trends...

- ...with an existing quantitative policy target:
„Is the EU on track to reach the target?“
- ...without a quantitative target:
„Is the EU moving in the right direction with regards to...?“



Assessment at SDG level

Tachometer: average «performance» for **SDG X** ->

Indicator	Long-term trend (past 15 years)	Short-term trend (past 5 years)
Sustainable economic growth		
Real GDP	↑	↑
Investment share of GDP	↗	↑
Resource productivity (*)	↑	↗
Employment		
Young people neither in employment nor in education and training (NEET)	↑	↑
🎯 Employment rate	↗	↗
Long-term unemployment rate	↑ ⁽¹⁾	↑
Inactive population due to caring responsibilities (*)	↘ ⁽²⁾⁽³⁾	↘ ⁽²⁾
Decent work		
People killed in accidents at work	:	↑
In work at-risk-of-poverty rate (*)	:	↘



<- **The indicator list:**

- *Grouped in sub-themes*
- *Evaluation of individual indicators*

Outline

- The European statistical system
- EU SDG indicator set
- Assessment methodology
- **EU SDG Monitoring Report 2020**
 - Key findings and dissemination package



Eurostat 2020 EU SDG monitoring package

Monitoring report & Brochure




Dedicated website



Statistics Explained



Digital publication



Online database

- 📁 Sustainable development indicators (information note)
- 📁 Goal 1 - No poverty (sdg_01)
- 📁 Goal 2 - Zero hunger (sdg_02)
- 📁 Goal 3 - Good health and well-being (sdg_03)
- 📁 Goal 4 - Quality education (sdg_04)
- 📁 Goal 5 - Gender equality (sdg_05)
- 📁 Goal 6 - Clean water and sanitation (sdg_06)
- 📁 Goal 7 - Affordable and clean energy (sdg_07)
- 📁 Goal 8 - Decent work and economic growth (sdg_08)
- 📁 Goal 9 - Industry, innovation and infrastructure (sdg_09)
- 📁 Goal 10 - Reduced inequalities (sdg_10)
- 📁 Goal 11 - Sustainable cities and communities (sdg_11)
- 📁 Goal 12 - Responsible consumption and production (sdg_12)
- 📁 Goal 13 - Climate action (sdg_13)
- 📁 Goal 14 - Life below water (sdg_14)
- 📁 Goal 15 - Life on land (sdg_15)
- 📁 Goal 16 - Peace, justice and strong institutions (sdg_16)
- 📁 Goal 17 - Partnerships for the goals (sdg_17)
- 📁 Replaced 2019 EU SDG indicators (sdg_h)

New features in 2020



- Chapter on status and progress of EU Member States towards SDGs
- Goal-level assessment for SDG 16
- “Leaving no one behind”
 - **Introduction of 5 new citizenship gap indicators in SDG 10**
- Annex on spillover effects



The employment rate for non-EU citizens was **13.8** percentage points lower than for home-country nationals in the EU in 2019

Key findings 2020



Launch at press conference of Commissioner Gentiloni yesterday: <https://audiovisual.ec.europa.eu/en/video/I-192326>

Key findings



Most significant progress

SDG 16 – Peace, justice and strong institutions

- Reductions in deaths due to homicides and perceived crime, violence and vandalism
- Improvements in perceived independence of justice systems and trust in EU institutions



SDG 1 – No poverty

- Risk of poverty or social exclusion decreased
- Sanitary facilities are improving, less overcrowding

Key findings

No progress



SDG 13 – Climate action

- GHG emission reductions reached 2020 targets but not on track to reach 40% reduction by 2030 (based on past trends; on track based on plans of Member States)
- European surface temperature and ocean acidity increasing

Moderate movement away



SDG 5 – Gender equality

- Women's hourly earnings catching up slowly
- Many more women than men economically inactive due to caring responsibilities – gap is widening

Political guidelines 2019 - 2024

"... refocus the European Semester into an instrument that integrates UN SDGs"



President - Ursula von der Leyen

Eurostat contribution:

Annex E in European Semester [country reports](#) released end of February 2020, short-term progress towards SDGs based on EU SDG indicator set



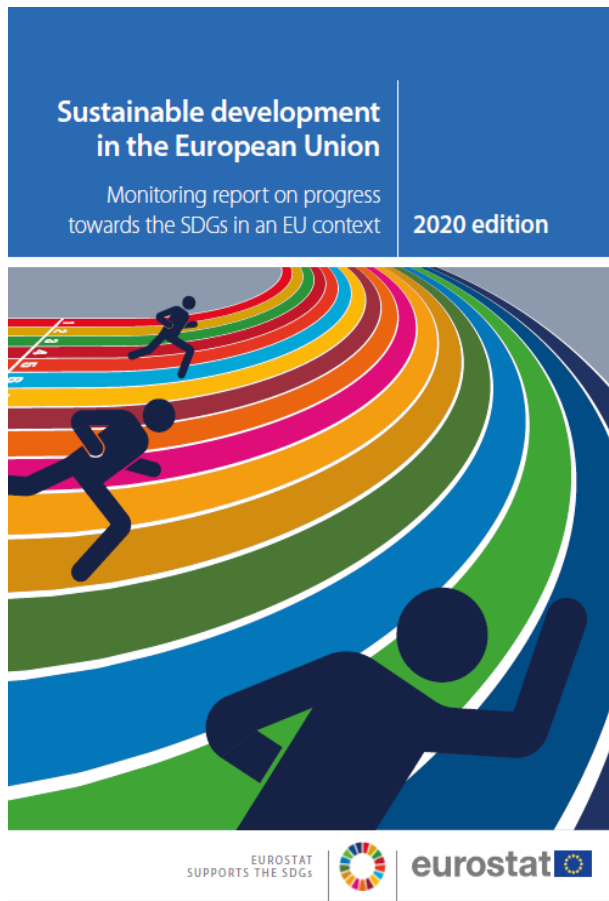
Open data portal

- *Datasets available on the EU Open Data Portal*
<https://data.europa.eu/euodp/en/home>

Daily upload of the catalogue of Eurostat data (the "Navigation Tree") to the [EU Open Data Portal](#)

- **containing an [RDF](#) description of the dataset including links in different formats to the data hosted on Eurostat portal using [DCat-AP](#) specifications.**
- **From early 2021, the new Eurostat API Catalogue endpoint will provide access to richer RDF files based on [StatDCAT-AP](#).**
- *[Eurostat dataset catalogue on EU Open Data Portal](#)*
- *[RDF files exported by Eurostat \(bulk download\)](#)*

THANK YOU FOR YOUR ATTENTION



SDG MONITORING REPORT 2020

Published on 22 June 2020

Eurostat's EU SDG dedicated website:
<http://ec.europa.eu/eurostat/web/sdi/overview>